



COVID-19 AT HOME - ABBOTT PANBIO COVID-19

RAPID ANTIGEN TEST KIT INSTRUCTIONS

Your testing kit contains:



a) Nasal swab



b) Plastic test tube with small amount of clear liquid



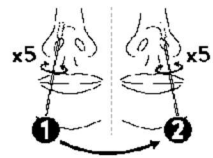
c) Test cartridge

Before you start:

- 1) Sanitize your hands
- 2) Ensure you have a clean and level surface like a counter or table top
- 3) Open the contents of your testing kit
- 4) Have a timer ready

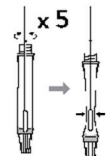
1

- Insert the swab ~2 cm into nostril.
- Rub and rotate the swab 5 times and repeat for the other nostril (may tickle and cause eyes to water)



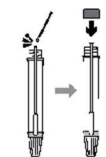
2

- Gently tap the test tube to bring the fluid to the bottom.
- Remove the blue cap and immerse the swab tip into liquid.
- Swirl the swab around for 10 seconds.
- Pinch the tube around the swab to squeeze out excess liquid.



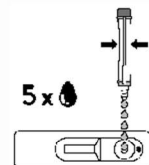
3

- Find the break line on the swab handle and snap at this line.
- Screw blue cap back on the test tube with the other half of swab remaining inside the tube.



4

- Twist off the white dropper cap from the bottom of the test tube.
- Gently squeeze 5 drops into the round well of the test cartridge.



5

- Wait 15 minutes for the sample to move across the white strip before reading results.
- See next page for instructions on reading your results.
- When the test is complete and you have visible results, dispose of all test kit components.

Scan for instructional video



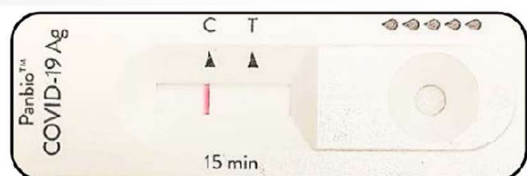


COVID-19 AT HOME - ABBOTT PANBIO COVID-19

READING & REPORTING YOUR PANBIO TEST RESULT

NEGATIVE Result:

One line at the C mark, no line at the T mark



C = Control T = Test

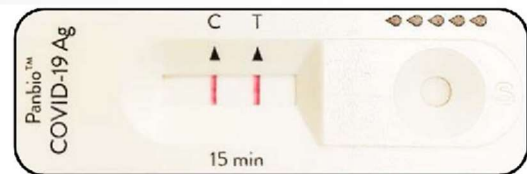
Important:

A negative test still means you must continue to follow the testing and isolation instructions that apply to you. If you were instructed to continue isolating even with a negative test **you must continue isolating.**

You also should follow public health recommendations, including wearing a mask, washing your hands frequently, socially distancing. A negative test is only valid for the day. You could become positive after today.

POSITIVE Result:

Two lines: one at the C mark and one at the T mark. **Any line at T, even faint, is positive.**



C = Control T = Test

Important: Any line at T, even faint, is POSITIVE

Report your positive result to ProtectNWT by dialing 811. You must isolate immediately. Household members must isolate immediately.

Call 911 if you have any difficulty breathing or severe symptoms. If you have concerning symptoms, go to the hospital or health centre.

Most people who are fully-immunized, are aged 5-60, and are otherwise healthy, do not require additional testing. Please refer to your testing instructions.

INVALID Result:

If your test result does not match either the NEGATIVE or POSITIVE examples above, the test may not have worked. Please contact your local Health Centre to request a new test kit.

If you receive a POSITIVE test result:

Call ProtectNWT at 811 to report your positive result.

Most people do not need a repeat test. Please speak to a healthcare provider or 811 if you are under age 5 or over 60, have serious medical conditions, or are not fully-immunized.

If your symptoms worsen or you are concerned book an appointment and remain in isolation until assessed by a healthcare provider.

If you have difficulty breathing or any serious symptoms call 911.